


# Wiper Motor Drive Gear

# BRITPART


The quality parts for Land Rovers

## FITTING INSTRUCTIONS

Part Numbers - 517646 & DLW000020




This is the correct park position for right hand drive vehicles.



This is the correct park position for left hand drive vehicles.



To change the park position carefully pry out the plastic stop using a small flat screwdriver and refit into two fixing holes on opposite side of gear wheel, press in firmly by hand.



To assemble -

Place a small amount of grease on the shaft then fit the bevel washer with the centre out onto the shaft then apply a bit more grease to the shaft.

Place the gear into the motor housing then apply a small amount of grease to the outer face and fit the flat washer.

To fit the c clip to the shaft it may be necessary to apply some force to the gear side of the shaft to enable fitment of the c clip on to the shaft.

### Disclaimer

These fitting instructions are intended for general guidance only. No responsibility will be accepted for damage to persons, property, equipment or vehicles caused during or arising from the fitment or using of this product. Fitting this item to your vehicle may constitute a vehicle modification and therefore we strongly recommend that you check the product complies with local laws and legislation and always inform the vehicle's insurance company accordingly. Vr: 1.

